

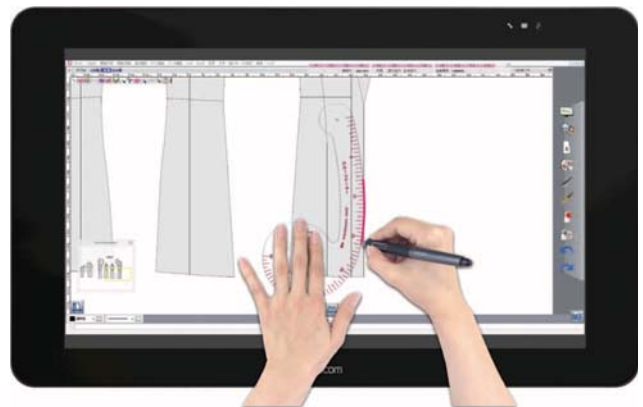
Alpha myu Touch, a touch-panel-type apparel CAD system with a new feel

Good news for pattern makers who aren't used to CAD: improved work efficiency through the same operations as when working manually

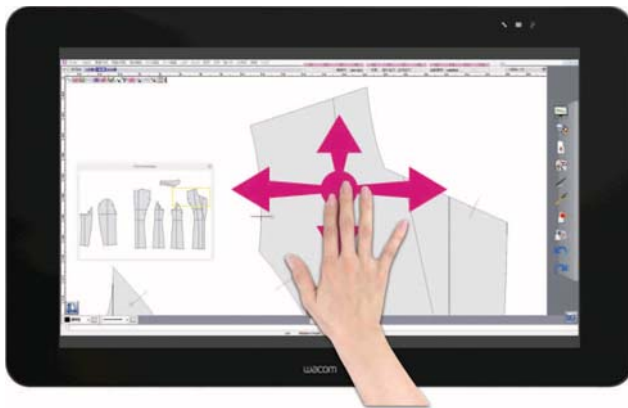


Alpha myu Touch, an apparel CAD system that uses a touch panel and was recently developed and released by Yuka & Alpha Co., Ltd., has attracted the attention of the Japanese apparel industry due to its ease of use. Because Alpha myu Touch is an apparel CAD system with a touch panel, it makes it possible

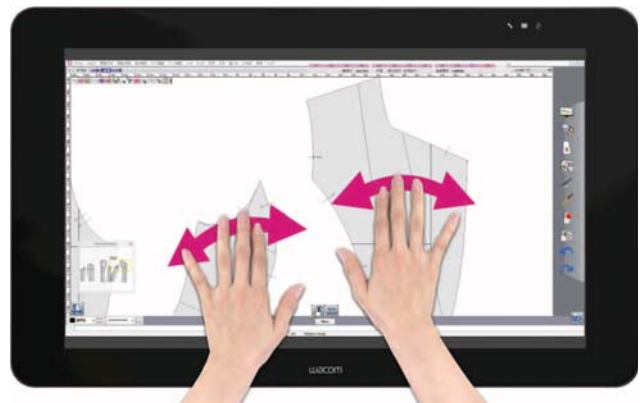
for workers to use a big screen and actually use their own hands to input sewing patterns and do correction work at



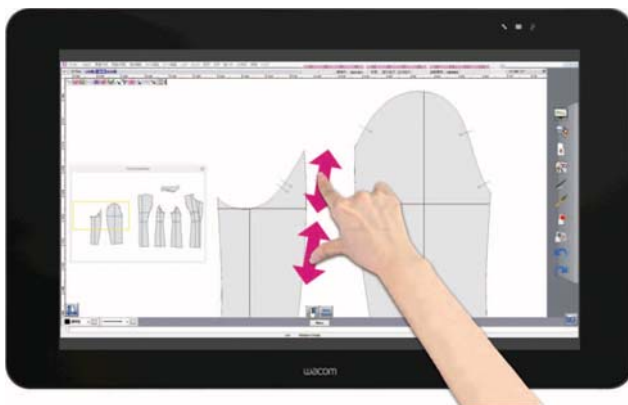
Placing a ruler directly on the screen for direct pen input



Touching the screen to move the image



The pattern alignment can also be checked by touching the screen.



Touching the screen to zoom in and out

a table, similarly to how they would when manually working in the conventional way. This has made the system extremely popular among pattern makers who are used to manually working and have had trouble getting used to CAD-based work.

Alpha myu Touch's features include the following:

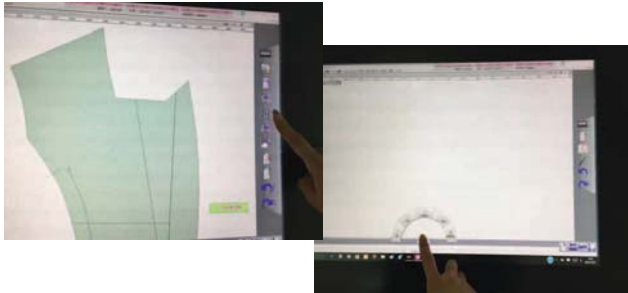
- It is possible to do confirmation work based on the actual size, add revision lines, and do other work typically done on a pattern-making table directly on the tablet. Using the touch panel in this way improves overall work efficiency.
- Using the stylus pen makes it possible to take advan-

tage of the same power of expression as when writing by hand, which leads to more successful creation.



- Paper or sheeting can be directly placed on the tablet to do tracing work. This feature can be used in place of a scanner or digitizer.

Description of work

1. Work menu items can be selected by using the icons at the right side and bottom of the screen, which makes the system simple to use.




2. Pattern revision work, including comparing and adjusting parts based on their actual size, adding lines, and cutting, can be done with a feel similar to when manually working.



Pen input is possible through cloth or paper.

3. Multiple parts can now be handled at the same time. This makes it easier to add lines than before.
4. The stylus pen can be used to do tracing work over sheeting.



5. A curve ruler can be directly placed on the tablet to revise lines.



With conventional CAD systems, patterns are printed on paper to confirm details at the actual size. As described above, with Alpha myu Touch, it is possible to check and revise patterns based on the actual size without the need for printing. This eliminates the need for conventional printing work and saves on paper use, which can reduce operating costs.

To see how the system is actually used, scan the QR code below and check out the movie.



The model registration number 3204804 has been obtained for Alpha myu Touch. In addition to Japan, we are taking steps to sell the system in China, Hong Kong, Taiwan, South Korea, Thailand, the Philippines, and the USA. Contact: www.yuka-alpha.com

Circle # 17 on Reader Service Card